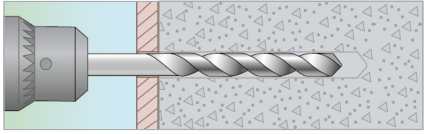


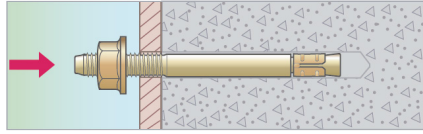
# GOLDEN ANCHOR

## Mounting

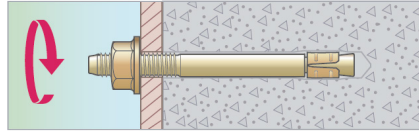
**ESSVE**  
GET IT DONE



1. Place the part in position. Drill holes with the same drill diameter as the bolt, see min. drilling depth in the Load table. No blow cleaning is required, only basic cleaning with the drill.



2. Knock in the expander bolt to the correct installation depth, see min. installation depth in the Load table.



3. Tighten the nut to the specified torque, see Load Table or Technical data. The installation is finished.